



FloorPort™ Series

Service Fittings

N-R-G-FLOR®

In Floor Cellular Deck Systems




Wiremold

Service Fittings Supply the Versatile Workstation

The redesigned FloorPort Service Fittings provide flexibility in recessed and furniture feed applications. The enhanced design also increases the ease of use and color options while continuing to exceed UL scrub water requirements.

These covers are ideal for use in a wide variety of applications including casinos, educational facilities, airports, and commercial and institutional office buildings. The covers are UL Listed to U.S. and Canadian safety standards and are fire classified for use on N-R-G-FLOR Cellular Decking Systems in accordance with Floor-Ceiling Design Numbers D739, D832, and D858. Consult Cordeck for specific fire classified designs.



FloorPort Activation Covers for power, communication, and A/V.

FEATURES & BENEFITS

Full sized self-closing recessed handle. New handle design provides ease of opening yet remains out of the way when cover is closed.

Newly redesigned hinge and latch with enhanced durability. Hinge enables covers to open a full 180 degrees to lie flat on the floor for easy access to all compartments.

Flanged and flangeless styles. Flanged version is used on carpeted floors to prevent fraying of carpet. Flangeless covers are used in tile applications where the cover will be exposed to heavy loads, offering the right style for the right application.

Furniture feed options. Available with 1" trade size screw plug and one combination 1 ¼" and 2" trade size screw plug. Provides large capacity for feeding both power and communication cabling.

All metal construction. All components are die-cast aluminum to provide high durability and load capacity.

Two large egress openings. In addition to accommodating additional space required for cable egress, positive stops on egress blocks in open (up) position provide added protection to cables.

Expanded color options. Now available in durable powder coat painted nickel, bronze, brass, grey, and black, as well as a brushed aluminum finish which provides more aesthetic alternatives.

TopGuard Protection. An integral design which keeps out water, dirt, and debris from both the power and communication compartments eliminates the need to install additional gasketing.

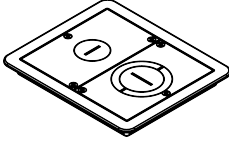
Datacom connectivity options. Accepts industry standard and proprietary devices from a wide range of manufacturers to provide a seamless and aesthetically pleasing interface for voice, data, audio, and video applications at the point of use.

for latest specs visit www.cordeck.com

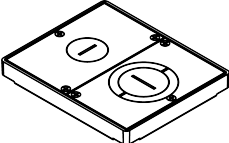
FLOORPORT PART NUMBER CONFIGURATOR

<u>FP</u>	<u>B</u>	<u>TC</u>	<u>NK</u>		
FloorPort	Blank Top	B	Tile (Flangeless) T	Nickel	NK
Cover	Cutout Top	C	Tile/Carpet TC	Brass	BS
	Furniture Feed	FF	(Flanged)	Black	BK
				Bronze	BZ
				Gray	GY
				Brushed Aluminum	AL

FloorPort Series Flanged Cover Assemblies Ordering Information

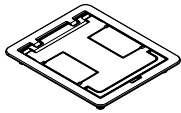
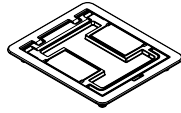
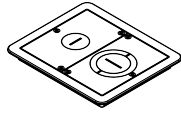
Catalog No./Item	Description/Specifications	Catalog No./Item	Description/Specifications
FPCTCBK FPCTCBZ FPCTCBS FPCTCNK FPCTCAL FPCTCGY	Cutout Cover Assembly – Flanged cover for use in tile or carpet installation. Die-cast aluminum assembly available in black (BK), bronze (BZ), brass (BS), nickel (NK), gray (GY), or brushed aluminum (AL). Insert in lid allows for carpet or tile cutouts to match finished floor.	FPFFTCBK FPFFTCBZ FPFFTCBS FPFFTCNK FPFFTCAL FPFFTCGY	Furniture Feed Cover Assembly – Flanged cover for use in tile or carpet installation. Die-cast aluminum assembly available in black (BK), bronze (BZ), brass (BS), nickel (NK), gray (GY), or brushed aluminum (AL). Provided with one 1" trade size screw plug for power or communication type cabling and one combination 1 1/4" and 2" trade size screw plug for communication type cabling. Allows for feeding both power and communication cabling.
FPBTCBK FPBTCBZ FPBTCBS FPBTCNK FPBTCAL FPBTCGY	Blank Cover Assembly – Flanged cover for use in tile or carpet installation. Die-cast aluminum assembly available in black (BK), bronze (BZ), brass (BS), nickel (NK), gray (GY), or brushed aluminum (AL). Lid area is flush with the finished floor, no cutouts provided.		

FloorPort Series Flangeless Cover Assemblies Ordering Information

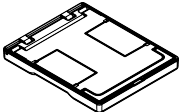
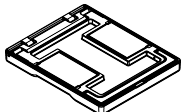
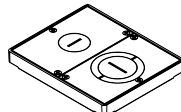
Catalog No./Item	Description/Specifications	Catalog No./Item	Description/Specifications
FPCTBK FPCTBZ FPCTBS FPCTNK FPCTAL FPCTGY	Cutout Cover Assembly – Flangeless cover for use in tile installations. Die-cast aluminum assembly available in black (BK), bronze (BZ), brass (BS), nickel (NK), gray (GY), or brushed aluminum (AL). Insert in lid allows for tile cutouts to match finished floor.	FPFFTBK FPFFTBZ FPFFTBBS FPFFTNK FPFFTAL FPFFTGY	Furniture Feed Cover Assembly– Flangeless cover for use in tile installations. Die-cast aluminum assembly available in black (BK), bronze (BZ), brass (BS), nickel(NK), gray (GY), or brushed aluminum (AL). Provided with one 1" trade size screw plug for power or communication type cabling and one combination 1 1/4" and 2" trade size screw plug for communication type cabling. Allows for feeding both power and communication cabling.
FPBTBK FPBTBZ FPBTBS FPBTNK FPBTAL FPBTGY	Blank Cover Assembly – Flangeless cover for use in tile installations. Die-cast aluminum assembly available in black (BK), bronze (BZ), brass (BS), nickel (NK), gray (GY), or brushed aluminum (AL). Lid area is flush with the finished floor, no cutouts provided.		

FloorPort Series Cover Assemblies Part Number Conversion Information

FloorPort Flanged Covers

OLD FLOORPORT PART NUMBER	DESCRIPTION	NEW FLOORPORT PART NUMBER	
S38BBTCAL S38BBTCBS S38BBTCBK	Blank Top, for Tile or Carpet, Aluminum Blank Top, for Tile or Carpet, Brass Blank Top, for Tile or Carpet, Black Blank Top, for Tile or Carpet, Nickel Blank Top, for Tile or Carpet, Bronze Blank Top, for Tile or Carpet, Gray	FPBTCAL FPBTCBS FPBTCBK FPBTCNK FPBTCBZ FPBTCGY	
S38CCTCAL S38CCTCBS S38CCTCBK	Cutout Top, for Tile or Carpet, Aluminum Cutout Top, for Tile or Carpet, Brass Cutout Top, for Tile or Carpet, Black Cutout Top, for Tile or Carpet, Nickel Cutout Top, for Tile or Carpet, Bronze Cutout Top, for Tile or Carpet, Gray	FPCTCAL FPCTCBS FPCTCBK FPCTCNK FPCTCBZ FPCTCGY	
S38PPTCAL S38PPTCBS S38PPTCBK	Furniture Feed, for Tile or Carpet, Aluminum Furniture Feed, for Tile or Carpet, Brass Furniture Feed, for Tile or Carpet, Black Furniture Feed, for Tile or Carpet, Nickel	FPFFTCAL FPFFTCBS FPFFTCBK FPFFTCNK	

FloorPort Flangeless Covers

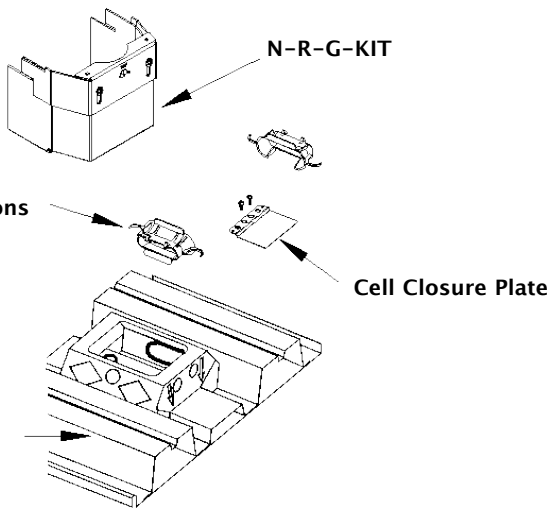
OLD FLOORPORT PART NUMBER	DESCRIPTION	NEW FLOORPORT PART NUMBER	
S39BBTCAL S39BBTCBS S39BBTCBK	Blank Top, for Tile only, Aluminum Blank Top, for Tile only, Brass Blank Top, for Tile only, Black Blank Top, for Tile only, Nickel Blank Top, for Tile only, Bronze Blank Top, for Tile only, Gray	FPBTAL FPBTBS FPBTBK FPBTNK FPBTBZ FPBTGY	
S39CCTCAL S39CCTCBS S39CCTCBK	Cutout Top, for Tile only, Aluminum Cutout Top, for Tile only, Brass Cutout Top, for Tile only, Black Cutout Top, for Tile only, Nickel Cutout Top, for Tile only, Bronze Cutout Top, for Tile only, Gray	FPCTAL FPCTBS FPCTBK FPCTNK FPCTBZ FPCTGY	
S39PPTCAL S39PPTCBS S39PPTCBK	Furniture Feed, for Tile only, Aluminum Furniture Feed, for Tile only, Brass Furniture Feed, for Tile only, Black Furniture Feed, for Tile only, Nickel Furniture Feed, for Tile only, Bronze Furniture Feed, for Tile only, Gray	FPFFTAL FPFFTBS FPFFTBK FPFFTNK FPFFTBZ FPFFTGY	

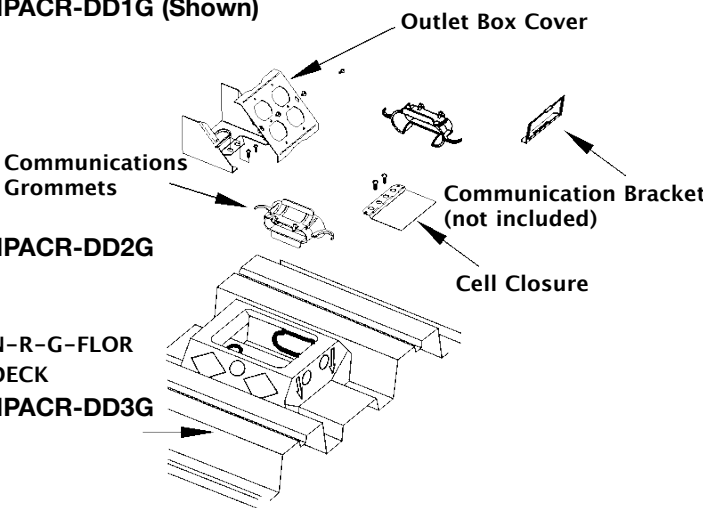
LOAD CAPACITIES FOR FLOORPORT COVER ASSEMBLIES

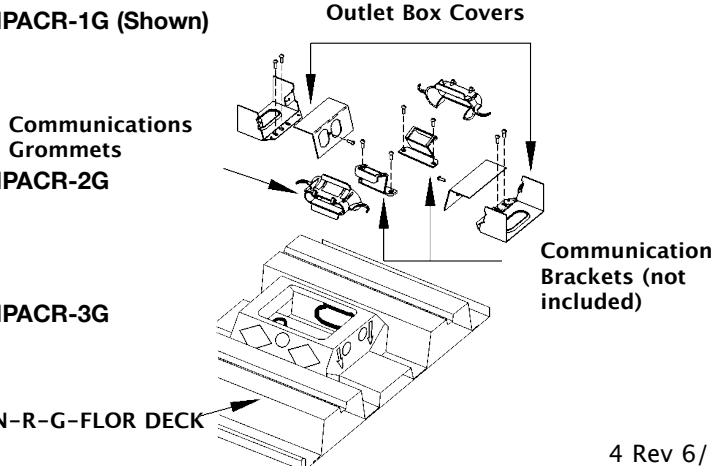
CATALOG NUMBERS	MAXIMUM LOAD IN POUNDS	FORMER CATALOG NO.
FPCTC	1000	S38CCTC
FPBT	750	S38BBTC
FPFFTC	1000	S38PPTC
FPCT	1000	S39CCTC
FPBT	750	S39BBTC
FPFFT	1000	S39PPTC

NOTE: Load applied through a 2" [51mm] mandrel in center of service fitting. Loads above are static loads only and do not pertain to rolling loads.

N-R-G-FLOR Accessories

Catalog No./Item	Description/Specifications
N-R-G-KIT (Shown)  <p>Communications Grommet</p> <p>N-R-G-KIT</p> <p>Cell Closure Plate</p> <p>N-R-G-FLOR</p>	<p>Barrier Kit - . Used to separate power and communication wires in partition feed covers. Supplied with base and three extensions to adjust to cover height. For use on N-R-G-Bloc Presets (N-R-G Flor). Kits are sold separately</p>

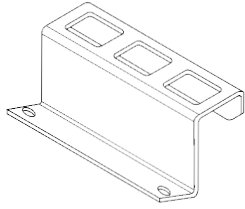
Catalog No./Item	Description/Specifications
NPACR-DD1G (Shown)  <p>Outlet Box Cover</p> <p>Communications Grommets</p> <p>NPACR-DD2G</p> <p>N-R-G-FLOR DECK</p> <p>NPACR-DD3G</p> <p>Communication Bracket (not included)</p> <p>Cell Closure</p>	<p>Internal Bracket - Two duplex receptacle bracket, cell closure plate and bend radius control grommets. For use with recessed activations. Communication bracket ordered separately. See next page.</p> <p>Internal Bracket - Two 15A, 120V duplex receptacles, two duplex receptacle bracket, cell closure plate, and bend radius control grommets. For use with recessed activations. Communication bracket ordered separately</p> <p>Internal Bracket - Two 20A, 120V duplex receptacles, two duplex receptacle bracket, cell closure plate, and bend radius control grommets. For use with recessed activations. Communication bracket ordered separately</p>

Catalog No./Item	Description/Specifications
NPACR-1G (Shown)  <p>Outlet Box Covers</p> <p>Communications Grommets</p> <p>NPACR-2G</p> <p>NPACR-3G</p> <p>N-R-G-FLOR DECK</p> <p>Communication Brackets (not included)</p>	<p>Internal Bracket - Two duplex receptacle bracket, cell closure plate and bend radius control grommets. For use with recessed activations. Communication bracket ordered separately. See next page.</p> <p>Internal Bracket - Two 15A, 120V duplex receptacles, two duplex receptacle bracket, cell closure plate, and bend radius control grommets. For use with recessed activations. Communication bracket ordered separately</p> <p>Internal Bracket - Two 20A, 120V duplex receptacles, two duplex receptacle bracket, cell closure plate, and bend radius control grommets. For use with recessed activations. Communication bracket ordered separately</p>

FloorPort Series Accessories Ordering Information

Description/Specifications

DTB-N3-3T

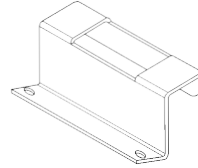


Communication Bracket

Three discrete communication jack openings. For use with NPACR-1G, 2G and 3G only. Wiremold Legrand open inserts sold separately.

Description/Specifications

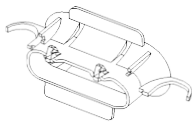
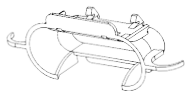
DTB-N3-2A



Communication Bracket

One 2A Activate insert opening. For use with NPACR-1G, 2G and 3G only. Activate 2A jacks snap directly into bracket. No bezel required.

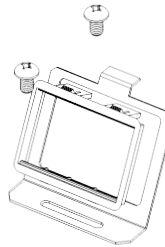
NRGROM



NB Preset Grommet

Bend radius control grommet used with NB Preset. Maintains 1-1/4" (32mm) minimum cable lay-in radius. Provides cable loop storage.

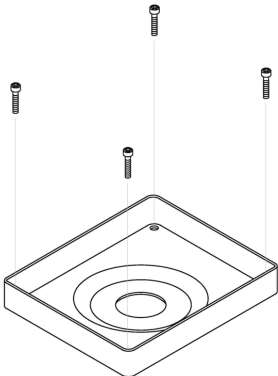
N-R-G-ACT-12



Communication Module Bezel (style may vary)

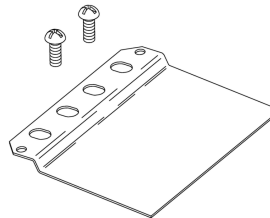
One 2-7/8" x 2-3/16" opening. For use with NPACR-DD1G, 2G and 3G only.

NB MUDCAP



For Permanent Abandonment of preset, remove FloorPort cover and replace with mudcap. Repair the floor opening, using a suitable grout or concrete fill. (4 screws included)

NRGCCP

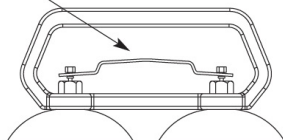


Cell Closure Plate

Blocks access opening into N-R-G-FLOr deck center power cell from preset. (2 screws included)

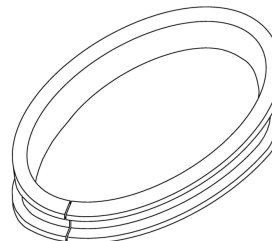
#485 Cover Plate Lifter

Detaching Lever



Used to assist in removing cover plates from trenchduct.

2926A0081



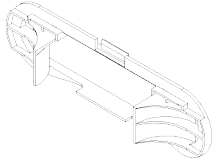
NRG Power Hole Grommet

Snap in grommet for access opening into N-R-G-FLOr deck center power cell from trenchduct power channel.

FloorPort Series Accessories Ordering Information - Continued

Description/Specifications

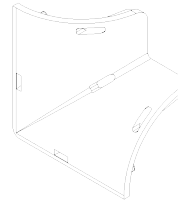
Grommets



Grommet - Snap in grommet for access openings into N-R-G-FLOR deck. Maintains 1-1/2" (32mm) bend radius to protect cables when making 90 degree turns.

Description/Specifications

Bend Radius



Bend Radius - Provides 1-1/4" (32mm) bend radius for cables that access cellular raceway from across the top of the cells. Cables secured with cable ties through integral slots.

#480 Electronic Insert Finder



Used to locate NB Presets prior to service fitting installation.